

SMP60 Linear lighting system

The SMP60 linear system is a completely different design from the I60 system. Its unique magnetic cover (MTC) design makes installation and maintenance incredibly easy. Additionally, it can be equipped with a fast-link reserved function, and there are three CCT switchable functions to choose from, making it very convenient for stocking.

This system is versatile and can meet the requirements of both single light and linkable systems, as well as different CCT options. Furthermore, with the 280mm step length ranging from 565mm to 2245mm and a wide range of corner options, it can be formed into almost any shape. It can be suspended, surface mounted, wall mounted, or track mounted, providing flexibility for various installation needs. Opal and micro-prismatic diffusers are also available.


In summary, the SMP60 linear system is an excellent lighting solution for distributors to distribute due to its ease of installation and maintenance, versatility in meeting different requirements, and adaptability to different shapes and installation needs.

"0" LIGHT LEAKAGE


The full edge-covered design avoids light leakage. So there is no any light leakage at the connection point, end cap, corner edge



DIE-CASTING ALUMINUM END CAP



CUSTOMIZE YOUR LOGO ON IT!



Micro-prismatic diffuser




Opal diffuser

FLEXIBLE DIFFUSER ,25M/ROLL

MORE THAN PERFECT!



**MAGNETIC
TOP COVER**



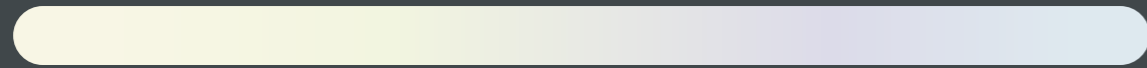
EASY TO INSTALL AND MAINTAIN



**FULL RANGE CORNERS
SHAPE IT AS YOU WANT**



3 CCT Switchable




3000K

4000K

5700K

UNLIMITED CONTROL

Full range installation ways



Wall mounted



Suspended



Surface mounted



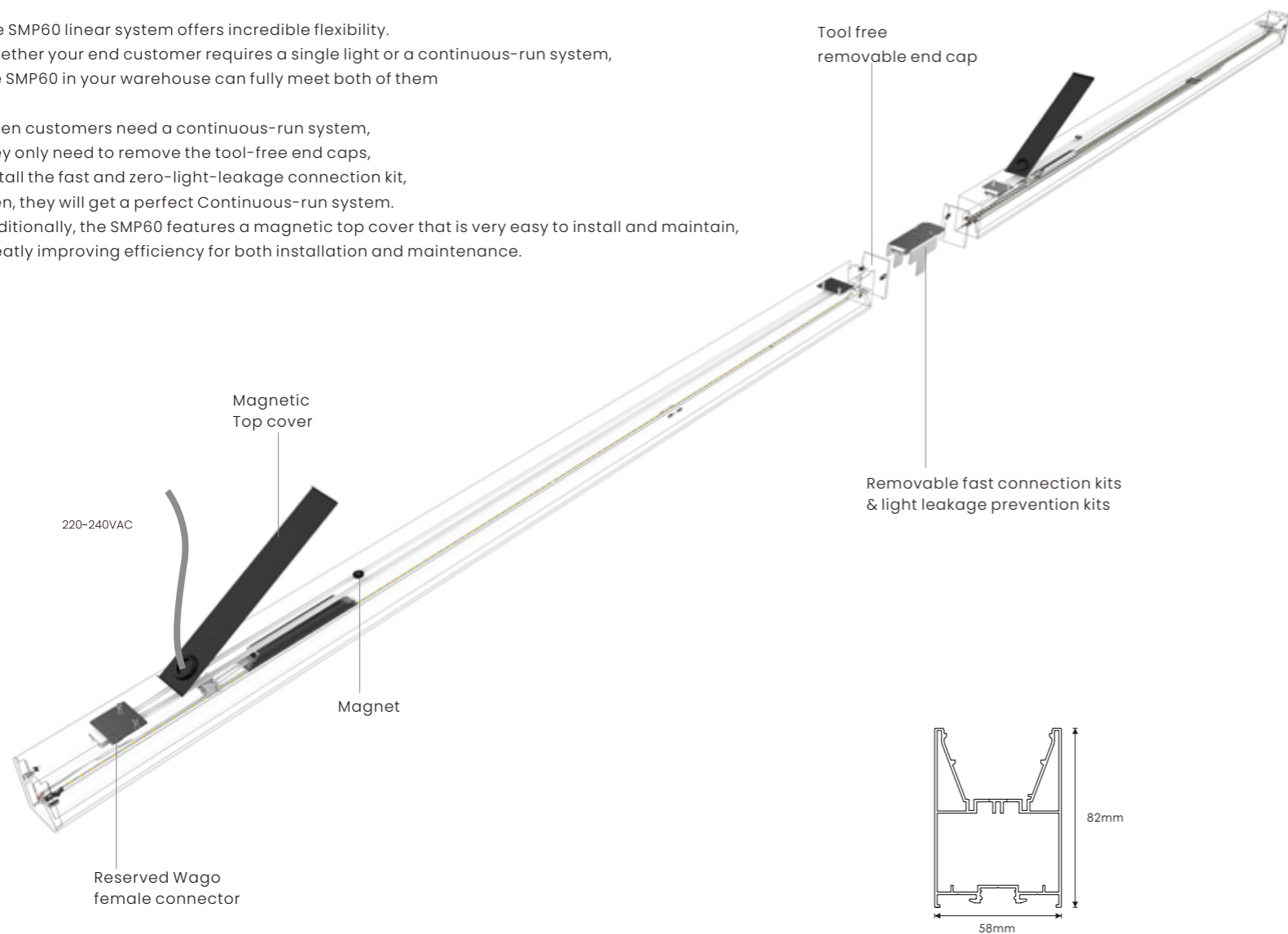
Track mounted



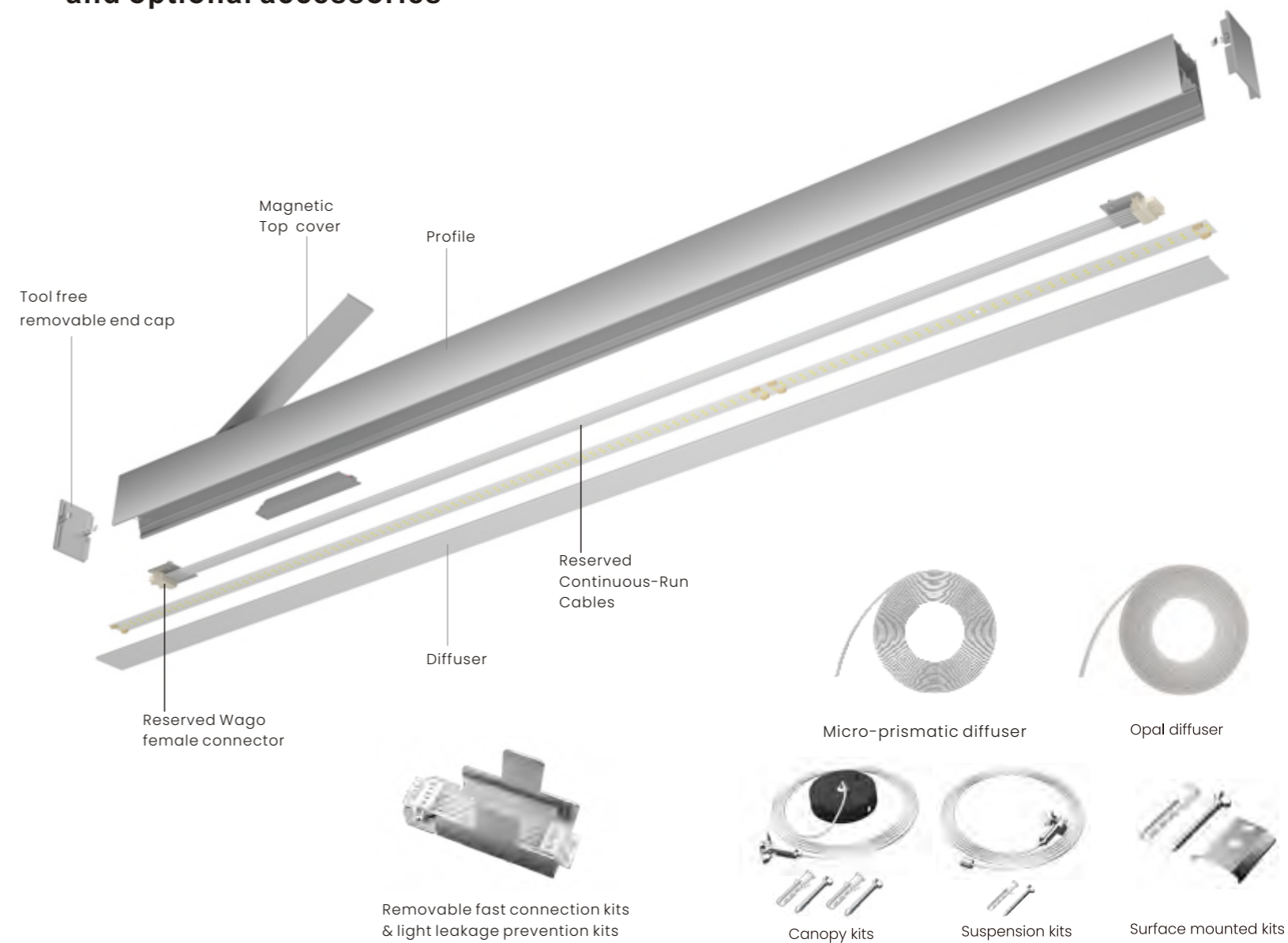
Outstanding Flexibility

The SMP60 linear system offers incredible flexibility. Whether your end customer requires a single light or a continuous-run system, the SMP60 in your warehouse can fully meet both of them

When customers need a continuous-run system, they only need to remove the tool-free end caps, install the fast and zero-light-leakage connection kit, then, they will get a perfect Continuous-run system. Additionally, the SMP60 features a magnetic top cover that is very easy to install and maintain, greatly improving efficiency for both installation and maintenance.



Explosion diagram and optional accessories



Wide Rang Options

SMP60 has an extremely wide range of options to meet the demands of different projects. There are 4 different installation options available, 3 standard profile colors to choose from, and customized colors can be provided based on customer preference. There are also 2 types of diffusers available, and the diffusers can be ordered in 25m/roll as an option. Additionally, there are 8 corners available in different shapes, and customized shapes can be provided as per customer preference. Finally, there are 4 different control options available.

Mounting



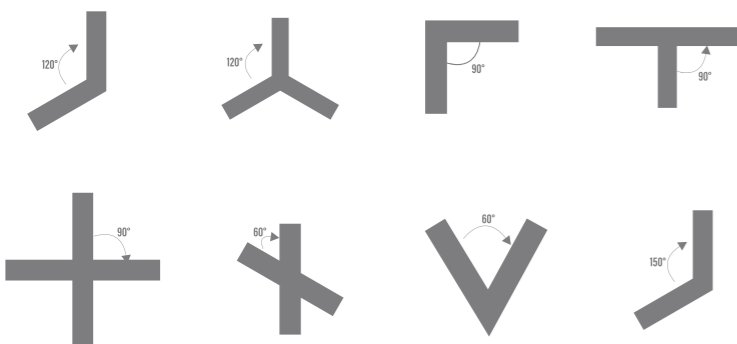
Color



Optics



Shapes



Approval



Length



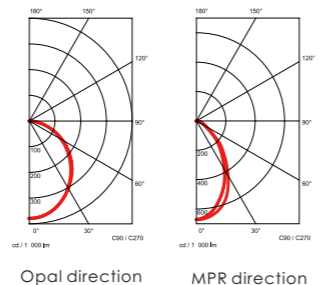
Link



Control



Light Distribution



SMP60 X-XXXX-RXXX-XXX-XXX-XX-X-XXXW

Mounting Way

S=Suspension
C=Surface mounted
W=Wall mounted
P=Track mounted

Length: 0565-2245

Corner shape:

90° L corner = L090
120° L corner = L120
150° L corner = L150
60° L corner = L060
120° Y corner = Y120
90° T corner = T090
90° Cross = C090
60° Cross = C060

CRI

RA80=8

RA90=9

Light color

3000K=30

4000K=40

5700K=57

3 CCT switchable = 3W

Housing color

White = WH

Black = BH

Silver = SH

Single light = D

Linkable version:
Start = S
Middle = M
End = E
Link Reserved = R

Light direction

Direction only = DO

Control type

DALI dimmable = DAL
Non-dimmable = NON
DALI DT8 = DT8

Power

eg:
18W=180
40.5W=405

Diffuser

Opal = O


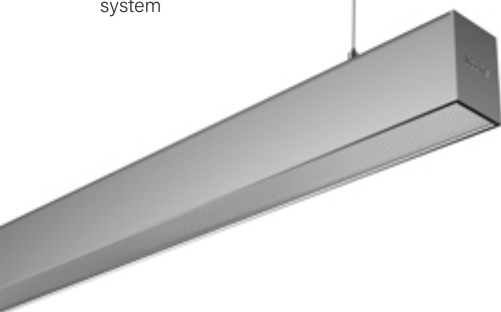
Micro prismatic = M

Eg.

SMP60S-2245R840-BHO-NON-DO-D-720W

means :

SMP60 Suspended, 2245mm long, RA80, 4000K, black housing, opal diffuser, non dimmable, direction, single light, 72W



| Item | Length | Section size | Link | Voltage | Power | System Efficacy | Color | Optics | LEDs | CCT | CRI | Color consistency | UGR | Driver | Control |
|------------|--------|--------------|----------------------------------|------------|----------|-----------------|-------------------------|----------------------|-------|-------------------------------------|-----------------|-------------------|---------------|--------|--|
| SMP60-565 | 565mm | W58xH82mm | single light / linkable reserved | 220-240VAC | 10-18W | 115lm/w | White/Black/Silver grey | Opal/Micro-prismatic | Osram | 3000K/4000K/5700K or TW 3000K-5700K | CRI>80 / CRI>90 | MacAdam step 3 | UGR<22/UGR<19 | Osram | ON-OFF/DALI 2 /DALI DT8(tunable white) |
| SMP60-845 | 845mm | W58xH82mm | single light / linkable reserved | 220-240VAC | 15.5-27W | 115lm/w | White/Black/Silver grey | Opal/Micro-prismatic | Osram | 3000K/4000K/5700K or TW 3000K-5700K | CRI>80 / CRI>90 | MacAdam step 3 | UGR<22/UGR<19 | Osram | ON-OFF/DALI 2 /DALI DT8(tunable white) |
| SMP60-1125 | 1125mm | W58xH82mm | single light / linkable reserved | 220-240VAC | 20.5-36W | 115lm/w | White/Black/Silver grey | Opal/Micro-prismatic | Osram | 3000K/4000K/5700K or TW 3000K-5700K | CRI>80 / CRI>90 | MacAdam step 3 | UGR<22/UGR<19 | Osram | ON-OFF/DALI 2 /DALI DT8(tunable white) |
| SMP60-1405 | 1405mm | W58xH82mm | single light / linkable reserved | 220-240VAC | 26-45W | 115lm/w | White/Black/Silver grey | Opal/Micro-prismatic | Osram | 3000K/4000K/5700K or TW 3000K-5700K | CRI>80 / CRI>90 | MacAdam step 3 | UGR<22/UGR<19 | Osram | ON-OFF/DALI 2 /DALI DT8(tunable white) |
| SMP60-1685 | 1685mm | W58xH82mm | single light / linkable reserved | 220-240VAC | 31-54W | 115lm/w | White/Black/Silver grey | Opal/Micro-prismatic | Osram | 3000K/4000K/5700K or TW 3000K-5700K | CRI>80 / CRI>90 | MacAdam step 3 | UGR<22/UGR<19 | Osram | ON-OFF/DALI 2 /DALI DT8(tunable white) |
| SMP60-1965 | 1965mm | W58xH82mm | single light / linkable reserved | 220-240VAC | 36-63W | 115lm/w | White/Black/Silver grey | Opal/Micro-prismatic | Osram | 3000K/4000K/5700K or TW 3000K-5700K | CRI>80 / CRI>90 | MacAdam step 3 | UGR<22/UGR<19 | Osram | ON-OFF/DALI 2 /DALI DT8(tunable white) |
| SMP60-2245 | 2245mm | W58xH82mm | single light / linkable reserved | 220-240VAC | 41-72W | 115lm/w | White/Black/Silver grey | Opal/Micro-prismatic | Osram | 3000K/4000K/5700K or TW 3000K-5700K | CRI>80 / CRI>90 | MacAdam step 3 | UGR<22/UGR<19 | Osram | ON-OFF/DALI 2 /DALI DT8(tunable white) |

Specification of different length and current

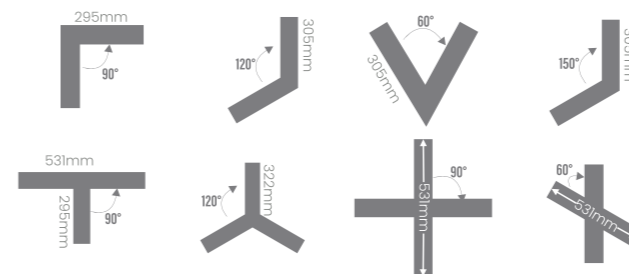

| length (mm) | @350mA | | @300mA | | @250mA | | @200mA | |
|-------------|----------|-------|----------|-------|----------|-------|----------|-------|
| | Power(W) | lumen | Power(W) | lumen | Power(W) | lumen | Power(W) | lumen |
| 565 | 18.0 | 2070 | 15.4 | 1821 | 12.9 | 1543 | 10.3 | 1255 |
| 845 | 27.0 | 3105 | 23.1 | 2731 | 19.3 | 2314 | 15.4 | 1882 |
| 1125 | 36.0 | 4140 | 30.9 | 3641 | 25.7 | 3086 | 20.6 | 2510 |
| 1405 | 45.0 | 5175 | 38.6 | 4551 | 32.1 | 3857 | 25.7 | 3137 |
| 1475 | 47.3 | 5434 | 40.5 | 4779 | 33.8 | 4050 | 27.0 | 3294 |
| 1545 | 49.5 | 5693 | 42.4 | 5007 | 35.4 | 4243 | 28.3 | 3451 |
| 1615 | 51.8 | 5951 | 44.4 | 5234 | 37.0 | 4436 | 29.6 | 3608 |
| 1685 | 54.0 | 6210 | 46.3 | 5462 | 38.6 | 4629 | 30.9 | 3765 |
| 1965 | 63.0 | 7245 | 54.0 | 6372 | 45.0 | 5400 | 36.0 | 4392 |
| 2245 | 72.0 | 8280 | 61.7 | 7282 | 51.4 | 6171 | 41.1 | 5019 |

*Options:
 -Presence and light sensors
 -Emergency: 1h or 3h
 -2700k or other CCT
 -100-277VAC

*The length mentioned above means the profile length without the end cap, for general version,each end cap is 3mm long;

*Lumen is based on completed linear light. (modules are in the profile, and covered by diffuser)

*There might be 5% tolerance of Power, due to the V_i value of Osram LEDs changing while the current changing.



| Item | Length | Section size | Link | Voltage | Power | System Efficacy | Color | Optics | LEDs | CCT | CRI | Color consistency | UGR | Driver | Control |
|------------|-----------|--------------|----------------------------------|------------|----------|-----------------|-------------------------|----------------------|-------|-------------------------------------|-----------------|-------------------|---------------|--------|--|
| SMP60-L090 | 295x295mm | W58xH82mm | single light / linkable reserved | 220-240VAC | 10-18W | 115lm/w | White/Black/Silver grey | Opal/Micro-prismatic | Osram | 3000K/4000K/5700K or TW 3000K-5700K | CRI>80 / CRI>90 | MacAdam step 3 | UGR<22/UGR<19 | Osram | ON-OFF/DALI 2 /DALI DT8(tunable white) |
| SMP60-L120 | 305x305mm | W58xH82mm | single light / linkable reserved | 220-240VAC | 10-18W | 115lm/w | White/Black/Silver grey | Opal/Micro-prismatic | Osram | 3000K/4000K/5700K or TW 3000K-5700K | CRI>80 / CRI>90 | MacAdam step 3 | UGR<22/UGR<19 | Osram | ON-OFF/DALI 2 /DALI DT8(tunable white) |
| SMP60-L060 | 305x305mm | W58xH82mm | single light / linkable reserved | 220-240VAC | 10-18W | 115lm/w | White/Black/Silver grey | Opal/Micro-prismatic | Osram | 3000K/4000K/5700K or TW 3000K-5700K | CRI>80 / CRI>90 | MacAdam step 3 | UGR<22/UGR<19 | Osram | ON-OFF/DALI 2 /DALI DT8(tunable white) |
| SMP60-L150 | 305x305mm | W58xH82mm | single light / linkable reserved | 220-240VAC | 10-18W | 115lm/w | White/Black/Silver grey | Opal/Micro-prismatic | Osram | 3000K/4000K/5700K or TW 3000K-5700K | CRI>80 / CRI>90 | MacAdam step 3 | UGR<22/UGR<19 | Osram | ON-OFF/DALI 2 /DALI DT8(tunable white) |
| SMP60-T090 | 531x295mm | W58xH82mm | single light / linkable reserved | 220-240VAC | 15.5-29W | 115lm/w | White/Black/Silver grey | Opal/Micro-prismatic | Osram | 3000K/4000K/5700K or TW 3000K-5700K | CRI>80 / CRI>90 | MacAdam step 3 | UGR<22/UGR<19 | Osram | ON-OFF/DALI 2 /DALI DT8(tunable white) |
| SMP60-Y120 | 322mm/Arm | W58xH82mm | single light / linkable reserved | 220-240VAC | 15.5-29W | 115lm/w | White/Black/Silver grey | Opal/Micro-prismatic | Osram | 3000K/4000K/5700K or TW 3000K-5700K | CRI>80 / CRI>90 | MacAdam step 3 | UGR<22/UGR<19 | Osram | ON-OFF/DALI 2 /DALI DT8(tunable white) |
| SMP60-C090 | 531x531mm | W58xH82mm | single light / linkable reserved | 220-240VAC | 20.5-36W | 115lm/w | White/Black/Silver grey | Opal/Micro-prismatic | Osram | 3000K/4000K/5700K or TW 3000K-5700K | CRI>80 / CRI>90 | MacAdam step 3 | UGR<22/UGR<19 | Osram | ON-OFF/DALI 2 /DALI DT8(tunable white) |
| SMP60-C060 | 531x531mm | W58xH82mm | single light / linkable reserved | 220-240VAC | 20.5-36W | 115lm/w | White/Black/Silver grey | Opal/Micro-prismatic | Osram | 3000K/4000K/5700K or TW 3000K-5700K | CRI>80 / CRI>90 | MacAdam step 3 | UGR<22/UGR<19 | Osram | ON-OFF/DALI 2 /DALI DT8(tunable white) |

*Options:
 -Presence and light sensors
 -Emergency: 1h or 3h
 -2700k or other CCT
 -100-277VAC

*The length mentioned above means the profile length without the end cap for general version,each end cap is 3mm long.

*There may be differences in the dimensions for dimmable and non-dimmable corners,the dimensions in the parameter table are for the non-dimmable version



